



PERIÓDICO OFICIAL

ÓRGANO DE DIFUSIÓN OFICIAL DEL GOBIERNO
CONSTITUCIONAL DEL ESTADO LIBRE Y SOBERANO DE TABASCO.



TABASCO

CARLOS MANUEL MERINO CAMPOS
Gobernador Interino
Del Estado Libre y Soberano de Tabasco

GUILLERMO ARTURO DEL RIVERO LEÓN
Secretario de Gobierno

12 DE ABRIL DE 2023



PUBLICADO BAJO LA RESPONSABILIDAD DE LA SECRETARÍA DE GOBIERNO
Registrado como correspondencia de segunda clase con fecha
17 de agosto de 1926 DGC Núm. 0010826 Características 11282816



No.- 8793

ACUERDO

FINANZAS

SECRETARÍA DE FINANZAS





En la ciudad de Villahermosa, Tabasco, con fecha tres de abril del año dos mil veintitrés; para dar cumplimiento a lo ordenado en el penúltimo párrafo del artículo 6 de la Ley de Coordinación Fiscal, y con fundamento en el artículo 10 y 11, fracción III y VI del Reglamento para la Edición, Publicación, Distribución y Resguardo del Periódico Oficial del Estado de Tabasco; se emite el siguiente:

ACUERDO

Con fundamento en el artículo 6 de la Ley de Coordinación Fiscal, que prevé que las Entidades Federativas deberán publicar trimestralmente, las participaciones federales que son transferidas a los municipios y en su caso el ajuste realizado al término de cada ejercicio fiscal, para dar cumplimiento a esta disposición, se ordena la publicación correspondiente a los **Anexos de Participaciones Federales y el Fondo de Estabilización de los Ingresos de las Entidades Federativas (FEIEF) ministrados a los municipios en el Primer Trimestre del Ejercicio Fiscal 2023, así como las cifras de recaudación para los Fondos Predial y Recaudatorio del Cálculo y Distribución de las Participaciones**, los cuales se encuentran establecidos en los artículos 11 y 12 de la Ley de Coordinación Fiscal y Financiera del Estado, firmados por el M.A. Juan Francisco Cabrera Gutiérrez, Subsecretario de Ingresos de la Secretaría de Finanzas.

Subsecretario de Ingresos


M.A. Juan Francisco Cabrera Gutiérrez



FINANZAS
 SECRETARÍA DE FINANZAS

ANEXO III
PARTICIPACIONES FEDERALES MINISTRADAS A LOS MUNICIPIOS EN EL I TRIMESTRE DEL EJERCICIO FISCAL 2023

Municipios	Fondo General de Participaciones	Fondo de Fomento Municipal (70% del 100%)	Impuesto Especial sobre Producción y Servicios	Fondo de Fiscalización	Fondo de Extracción de Hidrocarburos	Rezago del Impuesto Estatal Vehicular y Tenencia	Impuesto Sobre Automóviles Nuevos	Fondo de Compensación del Impuesto Sobre Automóviles Nuevos	Incentivo del ISR Por la Enajenación de Bienes Inmuebles	Subtotal
Balancán	43,053,114.00	7,810,351.00	622,827.00	3,433,380.00	2,774,300.00	32.00	481,663.00	100,813.00	105,046.00	58,381,526.00
Cárdenas	103,833,107.00	18,827,977.00	1,520,410.00	8,200,201.00	6,664,922.00	78.00	1,161,705.00	242,039.00	258,135.00	140,708,574.00
Centla	51,904,941.00	9,425,908.00	729,193.00	4,222,284.00	3,372,595.00	41.00	581,950.00	123,084.00	121,049.00	70,481,045.00
Centro	298,834,045.00	54,225,245.00	4,292,239.00	23,931,515.00	19,291,976.00	229.00	3,346,982.00	702,304.00	721,292.00	405,345,827.00
Comalcalco	88,174,392.00	16,003,659.00	1,258,957.00	7,103,687.00	5,705,250.00	67.00	986,507.00	207,479.00	210,794.00	119,650,792.00
Cunduacán	64,265,015.00	11,669,395.00	905,255.00	5,218,249.00	4,172,542.00	51.00	720,413.00	152,225.00	150,500.00	87,253,645.00
Emiliano Zapata	39,557,348.00	7,175,824.00	573,133.00	3,152,356.00	2,548,174.00	29.00	442,383.00	92,542.00	96,736.00	53,638,523.00
Huimanguillo	81,430,307.00	14,789,193.00	1,141,032.00	6,639,984.00	5,295,946.00	64.00	912,648.00	193,213.00	189,113.00	110,591,500.00
Jalapa	35,818,206.00	6,500,322.00	512,970.00	2,880,034.00	2,315,664.00	26.00	400,613.00	84,165.00	86,029.00	48,598,029.00
Jalpa de Méndez	46,426,784.00	8,422,175.00	672,216.00	3,701,827.00	2,991,336.00	34.00	519,195.00	108,639.00	113,417.00	62,955,623.00
Jonuta	35,192,076.00	6,392,594.00	491,881.00	2,888,542.00	2,293,755.00	26.00	392,949.00	83,303.00	81,314.00	47,816,440.00
Macuspana	73,097,103.00	13,269,141.00	1,037,521.00	5,892,434.00	4,732,794.00	58.00	820,377.00	172,850.00	173,295.00	99,195,573.00
Nacajuca	59,286,007.00	10,784,973.00	837,827.00	4,827,489.00	3,851,494.00	44.00	661,833.00	139,753.00	139,378.00	80,508,778.00
Paraiso	60,408,752.00	10,956,475.00	879,113.00	4,795,926.00	3,885,600.00	45.00	675,705.00	141,115.00	148,747.00	81,891,478.00
Tacotalpa	34,198,270.00	6,209,647.00	482,603.00	2,779,850.00	2,220,784.00	26.00	382,620.00	80,815.00	80,271.00	46,434,886.00
Teapa	42,747,163.00	7,755,350.00	616,704.00	3,408,560.00	2,755,114.00	33.00	479,094.00	100,357.00	103,908.00	57,966,283.00
Tenosique	50,734,953.00	9,202,447.00	737,710.00	4,036,931.00	3,265,753.00	36.00	566,812.00	118,427.00	124,716.00	68,787,785.00
Total	1,208,961,681.00	219,400,676.00	17,311,691.00	97,113,229.00	78,137,999.00	919.00	13,633,449.00	2,843,123.00	2,903,740.00	1,640,206,307.00

Municipios	30% Fondo de compensación	70% Fondo de compensación	30% IEPS Gasolina y Diesel	70% IEPS Gasolina y Diesel	Fondo por Coordinación en Predial (30% del 100% FFM)	Fondo del Impuesto Sobre la Renta	Total Participaciones	Compensación por Faltante Inicial FEIEF (Enero -marzo)	FEIEF Cierre 2022	Total Participaciones Ministradas
Balancán	0.00	0.00	355,601.00	561,793.00	2,457,201.00	3,261,453.00	65,017,574.00	-180,986.00	-8.00	64,836,580.00
Cárdenas	0.00	0.00	827,855.00	2,334,846.00	-	16,538,514.00	160,409,789.00	-429,986.00	-19.00	159,979,784.00
Centla	0.00	0.00	431,499.00	1,034,150.00	2,121,962.00	8,704,742.00	82,773,398.00	-224,381.00	-11.00	82,549,006.00
Centro	0.00	0.00	2,441,149.00	6,562,197.00	12,800,367.00	107,679,393.00	534,828,933.00	-1,262,783.00	-57.00	533,566,093.00
Comalcalco	0.00	0.00	712,462.00	2,062,683.00	-	2,883,838.00	125,309,775.00	-376,467.00	-17.00	124,933,291.00
Cunduacán	0.00	0.00	513,270.00	1,317,581.00	3,515,012.00	8,137,189.00	100,736,697.00	-277,094.00	-13.00	100,459,590.00
Emiliano Zapata	0.00	0.00	328,227.00	308,917.00	1,428,803.00	3,709,017.00	59,413,487.00	-166,181.00	-7.00	59,247,299.00
Huimanguillo	0.00	0.00	656,360.00	1,832,375.00	2,284,750.00	12,836,545.00	128,201,530.00	-353,442.00	-16.00	127,848,072.00
Jalapa	0.00	0.00	299,997.00	362,366.00	2,644,594.00	5,430,876.00	57,335,862.00	-152,526.00	-7.00	57,183,329.00
Jalpa de Méndez	0.00	0.00	383,533.00	875,319.00	1,274,695.00	1,709,460.00	67,198,630.00	-195,209.00	-9.00	67,003,412.00
Jonuta	0.00	0.00	300,873.00	295,641.00	1,954,623.00	12,870,572.00	63,236,149.00	-154,890.00	-6.00	63,083,253.00
Macuspana	0.00	0.00	588,332.00	1,522,470.00	3,908,350.00	12,751,898.00	117,966,423.00	-311,307.00	-15.00	117,655,101.00
Nacajuca	0.00	0.00	489,242.00	1,442,786.00	2,284,722.00	8,811,081.00	93,536,609.00	-257,867.00	-11.00	93,278,731.00
Paraiso	0.00	0.00	498,091.00	928,653.00	3,014,291.00	6,137,215.00	92,469,728.00	-252,259.00	-11.00	92,217,458.00
Tacotalpa	0.00	0.00	289,408.00	459,858.00	6,411,344.00	2,841,683.00	56,437,159.00	-148,006.00	-7.00	56,289,146.00
Teapa	0.00	0.00	347,255.00	563,656.00	2,160,518.00	6,387,181.00	67,424,893.00	-179,311.00	-8.00	67,245,574.00
Tenosique	0.00	0.00	421,172.00	598,137.00	-	7,035,746.00	76,842,840.00	-212,879.00	-9.00	76,629,952.00
Total	0.00	0.00	9,884,326.00	23,063,428.00	48,261,232.00	227,726,183.00	1,949,141,476.00	-5,135,574.00	-231.00	1,944,005,671.00

FINANZAS

SECRETARÍA DE FINANZAS



ANEXO VII

PARTICIPACIONES FEDERALES MINISTRADAS A LOS MUNICIPIOS EN EL MES DE ENERO DEL EJERCICIO FISCAL 2023

Municipios	Fondo General de Participaciones	Fondo de Fomento Municipal (70% del 100% FFM)	Impuesto Especial sobre Producción y Servicios	Fondo de Fiscalización	Fondo de Extracción de Hidrocarburos	Rezago del Impuesto Estatal Vehicular y Tenencia	Impuesto Sobre Automóviles Nuevos	Fondo de Compensación del Impuesto Sobre Automóviles Nuevos	Incentivo del ISR Por la Enajenación de Bienes Inmuebles	Subtotal
Balancán	13,101,354.00	2,403,552.00	137,146.00	1,333,817.00	932,782.00	2.00	139,925.00	32,605.00	17,859.00	18,099,042.00
Cárdenas	29,751,485.00	5,458,157.00	311,441.00	3,028,926.00	2,118,226.00	5.00	317,753.00	74,042.00	40,555.00	41,100,590.00
Centla	17,204,013.00	3,156,220.00	180,093.00	1,751,499.00	1,224,880.00	3.00	183,743.00	42,816.00	23,451.00	23,766,718.00
Centro	91,794,863.00	16,840,535.00	960,915.00	9,345,412.00	6,535,551.00	15.00	980,390.00	228,450.00	125,127.00	126,811,278.00
Comalcalco	28,454,036.00	5,220,129.00	297,859.00	2,896,836.00	2,025,851.00	5.00	303,895.00	70,813.00	38,786.00	39,308,210.00
Cunduacán	21,129,259.00	3,876,338.00	221,183.00	2,151,118.00	1,504,347.00	4.00	225,665.00	52,584.00	28,802.00	29,189,300.00
Emiliano Zapata	12,052,237.00	2,211,083.00	126,164.00	1,227,009.00	858,087.00	2.00	128,721.00	29,994.00	16,429.00	16,849,726.00
Huimanguillo	27,480,130.00	5,041,459.00	287,664.00	2,797,685.00	1,956,512.00	5.00	293,494.00	68,390.00	37,459.00	37,962,798.00
Jalapa	11,478,726.00	2,105,868.00	120,160.00	1,168,621.00	817,255.00	2.00	122,595.00	28,567.00	15,647.00	15,857,441.00
Jalpa de Méndez	14,195,622.00	2,604,305.00	148,601.00	1,445,221.00	1,010,690.00	2.00	151,612.00	35,329.00	19,350.00	19,610,732.00
Jonuta	12,869,504.00	2,361,017.00	134,719.00	1,310,213.00	916,274.00	2.00	137,449.00	32,028.00	17,543.00	17,778,749.00
Macuspana	22,690,012.00	4,162,671.00	237,521.00	2,310,014.00	1,615,468.00	4.00	242,334.00	56,469.00	30,929.00	31,345,422.00
Nacajuca	20,855,594.00	3,826,132.00	218,318.00	2,123,257.00	1,484,863.00	4.00	222,742.00	51,903.00	28,429.00	28,811,242.00
Paraíso	17,942,184.00	3,291,643.00	187,820.00	1,826,850.00	1,277,436.00	3.00	191,627.00	44,653.00	24,457.00	24,786,473.00
Tacotalpa	11,595,928.00	2,127,389.00	121,387.00	1,180,553.00	825,599.00	2.00	123,847.00	28,859.00	15,807.00	16,019,351.00
Teapa	12,672,591.00	2,324,892.00	132,658.00	1,290,165.00	902,255.00	2.00	135,346.00	31,538.00	17,274.00	17,506,721.00
Tenosique	15,537,376.00	2,850,464.00	162,644.00	1,581,822.00	1,106,221.00	2.00	165,944.00	38,668.00	21,176.00	21,464,317.00
Total	380,804,934.00	69,861,834.00	3,986,293.00	38,768,818.00	27,112,297.00	64.00	4,067,082.00	947,708.00	519,080.00	526,068,110.00

Municipios	30% Fondo de compensación	70% Fondo de compensación	30% IEPS Gasolina y Diesel	70% IEPS Gasolina y Diesel	Fondo por Coordinación en Predial (30% del 100% FFM)	Fondo del Impuesto Sobre la Renta	Subtotal Participaciones Municipales	Compensación Fideicomiso FEIEF (Enero)	N/A	Total Participaciones Ministradas
Balancán	0.00	0.00	118,856.00	185,709.00	727,718.00	1,745,347.00	20,876,472.00	-81,192.00	0.00	20,795,280.00
Cárdenas	0.00	0.00	257,859.00	771,816.00	0.00	13,397,632.00	55,527,897.00	-184,377.00	0.00	55,343,520.00
Centla	0.00	0.00	151,987.00	341,853.00	628,434.00	5,454,355.00	30,343,347.00	-106,618.00	0.00	30,236,729.00
Centro	0.00	0.00	816,850.00	2,169,228.00	3,790,924.00	82,011,642.00	215,599,920.00	-568,876.00	0.00	215,031,044.00
Comalcalco	0.00	0.00	226,404.00	681,849.00	0.00	2,382,890.00	42,599,353.00	-178,337.00	0.00	42,421,016.00
Cunduacán	0.00	0.00	166,656.00	435,545.00	1,040,996.00	5,875,791.00	36,708,288.00	-130,943.00	0.00	36,577,345.00
Emiliano Zapata	0.00	0.00	109,546.00	102,117.00	423,150.00	107,135.00	17,391,674.00	-74,691.00	0.00	17,316,983.00
Huimanguillo	0.00	0.00	215,688.00	605,717.00	676,645.00	9,190,333.00	48,651,161.00	-170,301.00	0.00	48,480,860.00
Jalapa	0.00	0.00	101,893.00	119,785.00	783,216.00	3,640,118.00	20,502,453.00	-71,136.00	0.00	20,431,317.00
Jalpa de Méndez	0.00	0.00	126,785.00	289,349.00	377,510.00	0.00	20,404,376.00	-87,974.00	0.00	20,316,402.00
Jonuta	0.00	0.00	101,525.00	97,728.00	578,876.00	10,924,058.00	29,480,936.00	-79,755.00	0.00	29,401,181.00
Macuspana	0.00	0.00	200,294.00	503,274.00	1,157,486.00	11,185,305.00	44,391,781.00	-140,616.00	0.00	44,251,165.00
Nacajuca	0.00	0.00	153,119.00	476,933.00	676,637.00	6,780,275.00	36,898,206.00	-129,247.00	0.00	36,768,959.00
Paraíso	0.00	0.00	165,184.00	306,979.00	892,704.00	1,558,314.00	27,709,654.00	-111,192.00	0.00	27,598,462.00
Tacotalpa	0.00	0.00	100,566.00	152,012.00	1,898,766.00	1,860,819.00	20,031,514.00	-71,863.00	0.00	19,959,651.00
Teapa	0.00	0.00	116,993.00	186,324.00	639,853.00	0.00	18,449,891.00	-78,535.00	0.00	18,371,356.00
Tenosique	0.00	0.00	137,417.00	197,722.00	0.00	3,750,221.00	25,549,677.00	-96,289.00	0.00	25,453,388.00
Total	0.00	0.00	3,267,402.00	7,623,938.00	14,292,915.00	159,864,235.00	711,116,600.00	-2,359,942.00	0.00	708,766,658.00

FINANZAS
SECRETARÍA DE FINANZAS



ANEXO VII
PARTICIPACIONES FEDERALES MINISTRADAS A LOS MUNICIPIOS EN EL MES DE FEBRERO DEL EJERCICIO FISCAL 2023

Municipios	Fondo General de Participaciones	Fondo de Fomento Municipal (70% del 100% FFM)	Impuesto Especial sobre Producción y Servicios	Fondo de Fiscalización	Fondo de Extracción de Hidrocarburos	Rezago del Impuesto Estatal Vehicular y Tenencia	Impuesto Sobre Automóviles Nuevos	Fondo de Compensación del Impuesto Sobre Automóviles Nuevos	Incentivo del ISR Por la Enajenación de Bienes Inmuebles	Subtotal
Balancán	17,638,858.00	3,162,263.00	339,199.00	1,086,546.00	1,028,910.00	5.00	192,325.00	35,298.00	64,704.00	23,548,108.00
Cárdenas	44,677,608.00	8,009,722.00	859,160.00	2,752,123.00	2,606,135.00	14.00	487,143.00	89,407.00	163,890.00	59,645,202.00
Centla	18,582,437.00	3,331,426.00	357,344.00	1,144,671.00	1,083,951.00	6.00	202,614.00	37,187.00	68,166.00	24,807,802.00
Centro	118,394,463.00	21,225,547.00	2,276,750.00	7,293,052.00	6,906,188.00	37.00	1,290,915.00	236,927.00	434,304.00	158,058,183.00
Comalcalco	34,175,177.00	6,126,865.00	657,196.00	2,105,177.00	1,993,507.00	11.00	372,629.00	68,390.00	125,364.00	45,624,316.00
Cunduacán	23,304,073.00	4,177,912.00	448,142.00	1,435,522.00	1,359,374.00	7.00	254,096.00	46,635.00	85,486.00	31,111,247.00
Emiliano Zapata	16,329,108.00	2,927,453.00	314,012.00	1,005,866.00	952,510.00	5.00	178,045.00	32,677.00	59,900.00	21,799,576.00
Huimanguillo	28,845,770.00	5,171,418.00	554,710.00	1,776,888.00	1,682,632.00	9.00	314,520.00	57,725.00	105,814.00	38,509,486.00
Jalapa	14,079,357.00	2,524,122.00	270,749.00	867,283.00	821,277.00	4.00	153,514.00	28,175.00	51,647.00	18,796,128.00
Jalpa de Méndez	19,113,776.00	3,426,684.00	367,562.00	1,177,401.00	1,114,945.00	6.00	208,407.00	38,250.00	70,115.00	25,517,146.00
Jonuta	12,490,174.00	2,239,216.00	240,189.00	769,390.00	728,577.00	4.00	136,187.00	24,995.00	45,817.00	16,674,549.00
Macuspana	27,316,185.00	4,897,197.00	525,296.00	1,682,666.00	1,593,408.00	8.00	297,842.00	54,664.00	100,203.00	36,467,469.00
Nacajuca	22,133,338.00	3,968,025.00	425,629.00	1,363,405.00	1,291,082.00	7.00	241,331.00	44,282.00	81,191.00	29,548,300.00
Paraíso	25,374,310.00	4,549,061.00	487,953.00	1,563,047.00	1,480,135.00	8.00	276,669.00	50,778.00	93,080.00	33,875,041.00
Tacotalpa	12,589,322.00	2,256,991.00	242,095.00	775,497.00	734,361.00	4.00	137,268.00	25,193.00	46,181.00	16,806,912.00
Teapa	17,216,709.00	3,086,580.00	331,081.00	1,060,542.00	1,004,285.00	5.00	187,722.00	34,453.00	63,156.00	22,984,533.00
Tenosique	21,317,191.00	3,821,707.00	409,934.00	1,313,130.00	1,243,475.00	7.00	232,432.00	42,661.00	78,197.00	28,458,734.00
Total	473,577,856.00	84,902,189.00	9,107,001.00	29,172,206.00	27,624,752.00	147.00	5,163,659.00	947,707.00	1,737,215.00	632,232,732.00

Municipios	30% Fondo de compensación	70% Fondo de compensación	30% IEPS Gasolina y Diesel	70% IEPS Gasolina y Diesel	Fondo por Coordinación en Predial (30% del 100% FFM)	Fondo del Impuesto Sobre la Renta	Subtotal Participaciones Municipales	Compensación Fideicomiso FEIEF (Febrero)	N/A	Total Participaciones Ministradas
Balancán	0.00	0.00	115,120.00	190,181.00	1,164,619.00	2,018.00	25,020,046.00	-50,369.00	0.00	24,969,677.00
Cárdenas	0.00	0.00	261,424.00	790,405.00	0.00	1,510,915.00	82,207,946.00	-127,580.00	0.00	62,080,366.00
Centla	0.00	0.00	151,170.00	350,086.00	1,005,729.00	1.00	26,314,788.00	-53,063.00	0.00	26,261,725.00
Centro	0.00	0.00	806,593.00	2,221,472.00	6,066,882.00	11,148,655.00	178,301,785.00	-338,083.00	0.00	177,963,702.00
Comalcalco	0.00	0.00	250,023.00	698,271.00	0.00	0.00	46,572,610.00	-97,590.00	0.00	46,475,020.00
Cunduacán	0.00	0.00	185,661.00	446,035.00	1,665,981.00	1,072,312.00	34,481,236.00	-66,546.00	0.00	34,414,690.00
Emiliano Zapata	0.00	0.00	105,902.00	104,576.00	677,198.00	1,984,384.00	24,671,638.00	-46,629.00	0.00	24,625,007.00
Huimanguillo	0.00	0.00	241,465.00	620,306.00	1,082,884.00	0.00	40,454,141.00	-82,371.00	0.00	40,371,770.00
Jalapa	0.00	0.00	100,863.00	122,670.00	1,253,436.00	0.00	20,273,097.00	-40,205.00	0.00	20,232,892.00
Jalpa de Méndez	0.00	0.00	124,736.00	296,318.00	604,157.00	0.00	26,542,357.00	-54,581.00	0.00	26,487,776.00
Jonuta	0.00	0.00	113,083.00	100,082.00	926,416.00	853,629.00	18,767,759.00	-35,667.00	0.00	18,732,092.00
Macuspana	0.00	0.00	199,375.00	515,395.00	1,852,408.00	0.00	39,034,647.00	-78,003.00	0.00	38,956,644.00
Nacajuca	0.00	0.00	183,256.00	488,420.00	1,082,871.00	0.00	31,302,847.00	-63,203.00	0.00	31,239,644.00
Paraíso	0.00	0.00	157,656.00	314,373.00	1,428,659.00	0.00	36,775,729.00	-72,468.00	0.00	36,703,271.00
Tacotalpa	0.00	0.00	101,892.00	155,674.00	3,038,732.00	0.00	20,103,210.00	-35,950.00	0.00	20,067,260.00
Teapa	0.00	0.00	111,353.00	190,812.00	1,024,003.00	5,274,258.00	29,584,959.00	-49,164.00	0.00	29,535,795.00
Tenosique	0.00	0.00	136,525.00	202,485.00	0.00	1,615,851.00	30,413,595.00	-60,873.00	0.00	30,352,722.00
Total	0.00	0.00	3,346,097.00	7,807,661.00	22,873,976.00	23,662,023.00	689,822,388.00	-1,352,335.00	0.00	688,470,053.00



ANEXO VII
PARTICIPACIONES FEDERALES MINISTRADAS A LOS MUNICIPIOS EN EL MES DE MARZO DEL EJERCICIO FISCAL 2023

Municipios	Fondo General de Participaciones	Fondo de Fomento Municipal (70% del 100% FFM)	Impuesto Especial sobre Producción y Servicios	Fondo de Fiscalización	Fondo de Extracción de Hidrocarburos	Rezag del Impuesto Estatal Vehicular y Tenencia	Impuesto Sobre Automóviles Nuevos	Fondo de Compensación del Impuesto Sobre Automóviles Nuevos	Incentivo del ISR Por la Enajenación de Bienes Inmuebles	Subtotal
Balancán	12,312,902.00	2,244,536.00	146,482.00	1,013,017.00	812,608.00	25.00	149,413.00	32,910.00	22,483.00	16,734,376.00
Cárdenas	29,404,014.00	5,360,098.00	349,809.00	2,419,152.00	1,940,561.00	59.00	356,809.00	78,590.00	53,690.00	39,962,782.00
Centla	16,118,491.00	2,938,262.00	191,756.00	1,326,114.00	1,063,764.00	32.00	195,593.00	43,081.00	29,432.00	21,906,525.00
Centro	88,644,699.00	16,159,163.00	1,054,574.00	7,293,051.00	5,850,237.00	177.00	1,075,677.00	236,927.00	161,861.00	120,476,366.00
Comalcalco	25,545,179.00	4,856,685.00	303,902.00	2,101,874.00	1,685,892.00	51.00	309,983.00	68,276.00	46,644.00	34,718,266.00
Cunduacán	19,831,683.00	3,615,145.00	235,930.00	1,631,609.00	1,308,821.00	40.00	240,652.00	53,006.00	36,212.00	26,953,098.00
Emiliano Zapata	11,176,001.00	2,037,288.00	132,957.00	919,481.00	737,577.00	22.00	135,617.00	29,871.00	20,407.00	15,189,221.00
Huimanguillo	25,104,407.00	4,576,316.00	298,658.00	2,065,411.00	1,656,802.00	50.00	304,634.00	67,098.00	45,840.00	34,119,216.00
Jalapa	10,260,123.00	1,870,332.00	122,061.00	844,130.00	677,132.00	20.00	124,504.00	27,423.00	18,735.00	13,944,460.00
Jalpa de Méndez	13,117,386.00	2,391,186.00	156,053.00	1,079,205.00	865,701.00	26.00	159,176.00	35,060.00	23,952.00	17,827,745.00
Jonuta	9,832,398.00	1,792,361.00	116,973.00	808,939.00	648,904.00	20.00	119,313.00	26,280.00	17,954.00	13,363,142.00
Macuspana	23,090,906.00	4,209,273.00	274,704.00	1,899,754.00	1,523,918.00	46.00	280,201.00	61,717.00	42,163.00	31,382,682.00
Nacajuca	16,297,075.00	2,970,816.00	193,880.00	1,340,807.00	1,075,549.00	33.00	197,760.00	43,558.00	29,758.00	22,149,238.00
Paraiso	17,092,258.00	3,115,771.00	203,340.00	1,406,229.00	1,128,029.00	34.00	207,409.00	45,684.00	31,210.00	23,229,964.00
Tacotalpa	10,013,020.00	1,825,287.00	119,121.00	823,800.00	660,824.00	20.00	121,505.00	26,763.00	18,283.00	13,608,623.00
Teapa	12,857,863.00	2,343,878.00	152,965.00	1,057,853.00	848,574.00	26.00	156,026.00	34,366.00	23,478.00	17,475,029.00
Tenosique	13,880,386.00	2,530,276.00	165,132.00	1,141,979.00	916,057.00	27.00	168,436.00	37,098.00	25,343.00	18,884,734.00
Total	354,578,791.00	64,636,653.00	4,218,297.00	29,172,205.00	23,400,950.00	708.00	4,302,708.00	947,708.00	647,445.00	481,905,465.00

Municipios	30% Fondo de compensación	70% Fondo de compensación	30% IEPS Gasolina y Diesel	70% IEPS Gasolina y Diesel	Fondo por Coordinación en Predial (30% del 100% FFM)	Fondo del Impuesto Sobre la Renta	Total Participaciones	Compensación Fideicomiso FEIEF (Marzo)	FEIEF Clero 2022	Total Participaciones Ministradas
Balancán	0.00	0.00	121,825.00	185,903.00	564,864.00	1,514,088.00	19,121,056.00	-49,425.00	-8.00	19,071,623.00
Cárdenas	0.00	0.00	308,572.00	772,625.00	0.00	1,629,967.00	42,673,946.00	-118,029.00	-19.00	42,555,898.00
Centla	0.00	0.00	128,342.00	342,211.00	487,799.00	3,250,386.00	26,115,263.00	-64,700.00	-11.00	26,050,552.00
Centro	0.00	0.00	817,706.00	2,171,499.00	2,942,561.00	14,519,096.00	140,927,228.00	-355,824.00	-57.00	140,571,347.00
Comalcalco	0.00	0.00	236,035.00	682,563.00	0.00	500,948.00	36,137,812.00	-102,540.00	-17.00	36,035,255.00
Cunduacán	0.00	0.00	160,953.00	436,001.00	808,035.00	1,189,086.00	29,547,173.00	-79,605.00	-13.00	29,467,555.00
Emiliano Zapata	0.00	0.00	112,779.00	102,224.00	328,455.00	1,617,498.00	17,350,177.00	-44,861.00	-7.00	17,305,309.00
Huimanguillo	0.00	0.00	199,227.00	606,352.00	525,221.00	3,646,212.00	39,096,228.00	-100,770.00	-16.00	38,995,442.00
Jalapa	0.00	0.00	97,241.00	119,911.00	607,942.00	1,790,758.00	16,560,312.00	-41,185.00	-7.00	16,519,120.00
Jalpa de Méndez	0.00	0.00	132,012.00	289,652.00	293,028.00	1,709,460.00	20,251,897.00	-52,654.00	-9.00	20,199,234.00
Jonuta	0.00	0.00	86,265.00	97,831.00	449,331.00	992,885.00	14,989,454.00	-39,468.00	-6.00	14,949,980.00
Macuspana	0.00	0.00	188,663.00	503,801.00	898,456.00	1,566,393.00	34,539,995.00	-92,688.00	-15.00	34,447,292.00
Nacajuca	0.00	0.00	152,887.00	477,433.00	525,214.00	2,030,806.00	25,335,556.00	-65,417.00	-11.00	25,270,128.00
Paraiso	0.00	0.00	175,251.00	307,301.00	692,928.00	4,578,901.00	28,984,345.00	-68,609.00	-11.00	28,915,725.00
Tacotalpa	0.00	0.00	86,950.00	152,172.00	1,473,846.00	980,844.00	16,302,435.00	-40,193.00	-7.00	16,262,235.00
Teapa	0.00	0.00	118,909.00	186,520.00	496,662.00	1,112,923.00	19,390,043.00	-51,612.00	-8.00	19,338,423.00
Tenosique	0.00	0.00	147,230.00	197,930.00	0.00	1,669,674.00	20,879,568.00	-55,717.00	-9.00	20,823,842.00
Total	0.00	0.00	3,270,827.00	7,631,929.00	11,094,342.00	44,299,925.00	648,202,488.00	-1,423,297.00	-231.00	646,778,960.00

Subsecretario de Ingresos

M.A. Juan Francisco Cabrera Gutiérrez

SUBSECRETARÍA DE INGRESOS

FINANZAS

SECRETARÍA DE FINANZAS



ANEXO III
RECURSOS DEL FEIEF MINISTRADOS A LOS MUNICIPIOS EN I TRIMESTRE
DEL EJERCICIO FISCAL 2023

Municipios	Distribución			Total
	Fondo General de Participaciones	Fondo de Fomento Municipal	Fondo de Fiscalización	
Balancán	0.00	0.00	-8.00	-8.00
Cárdenas	0.00	0.00	-19.00	-19.00
Centla	0.00	0.00	-11.00	-11.00
Centro	0.00	0.00	-57.00	-57.00
Comalcalco	0.00	0.00	-17.00	-17.00
Cunduacán	0.00	0.00	-13.00	-13.00
Emiliano Zapata	0.00	0.00	-7.00	-7.00
Huimanguillo	0.00	0.00	-16.00	-16.00
Jalapa	0.00	0.00	-7.00	-7.00
Jalpa de Méndez	0.00	0.00	-9.00	-9.00
Jonuta	0.00	0.00	-6.00	-6.00
Macuspana	0.00	0.00	-15.00	-15.00
Nacajuca	0.00	0.00	-11.00	-11.00
Paraíso	0.00	0.00	-11.00	-11.00
Tacotalpa	0.00	0.00	-7.00	-7.00
Teapa	0.00	0.00	-8.00	-8.00
Tenosique	0.00	0.00	-9.00	-9.00
Total	0.00	0.00	-231.00	-231.00

RECURSOS DEL FEIEF MINISTRADOS A LOS MUNICIPIOS EN EL MES DE
MARZO DEL EJERCICIO FISCAL 2023

Municipios	Distribución Cierre 2022			Total
	Fondo General de Participaciones	Fondo de Fomento Municipal	Fondo de Fiscalización	
Balancán	0.00	0.00	-8.00	-8.00
Cárdenas	0.00	0.00	-19.00	-19.00
Centla	0.00	0.00	-11.00	-11.00
Centro	0.00	0.00	-57.00	-57.00
Comalcalco	0.00	0.00	-17.00	-17.00
Cunduacán	0.00	0.00	-13.00	-13.00
Emiliano Zapata	0.00	0.00	-7.00	-7.00
Huimanguillo	0.00	0.00	-16.00	-16.00
Jalapa	0.00	0.00	-7.00	-7.00
Jalpa de Méndez	0.00	0.00	-9.00	-9.00
Jonuta	0.00	0.00	-6.00	-6.00
Macuspana	0.00	0.00	-15.00	-15.00
Nacajuca	0.00	0.00	-11.00	-11.00
Paraíso	0.00	0.00	-11.00	-11.00
Tacotalpa	0.00	0.00	-7.00	-7.00
Teapa	0.00	0.00	-8.00	-8.00
Tenosique	0.00	0.00	-9.00	-9.00
Total	0.00	0.00	-231.00	-231.00

Subsecretario de Ingresos

M.A. Juan Francisco Cabrera Guadalupe



SUBSECRETARÍA DE INGRESOS

FINANZAS
 SECRETARÍA DE FINANZAS

ANEXO III
RECAUDACIÓN PREDIAL PARA CALCULO DE PARTICIPACIONES A LOS MUNICIPIOS EN EL I TRIMESTRE DEL EJERCICIO FISCAL 2023

Municipios	2023			Total
	Enero	Febrero	Marzo	
Balancán	227,653.00	1,326,513.00	886,122.00	2,440,288.00
Cárdenas	695,057.00	4,665,351.00	1,735,981.00	7,096,389.00
Centla	740,501.00	1,408,764.00	2,073,869.00	4,223,134.00
Centro	8,527,490.00	25,051,685.00	12,513,924.00	46,093,099.00
Comalcalco	2,623,368.00	2,632,200.00	2,005,052.00	7,260,620.00
Cunduacán	1,338,872.00	2,360,493.00	1,232,823.00	4,932,188.00
Emiliano Zapata	72,776.00	1,936,959.00	742,346.00	2,752,081.00
Huimanguillo	834,343.00	2,285,984.00	2,339,088.00	5,459,415.00
Jalapa	162,111.00	1,545,161.00	625,280.00	2,332,552.00
Jalpa de Méndez	246,791.00	2,271,785.00	650,819.00	3,169,395.00
Jonuta	765,461.00	346,376.00	137,570.00	1,249,407.00
Macuspana	609,074.00	2,534,562.00	1,997,397.00	5,141,033.00
Nacajuca	586,421.00	2,885,316.00	1,822,307.00	5,294,044.00
Paraiso	996,256.00	2,976,238.00	1,428,191.00	5,400,685.00
Tacotalpa	227,821.00	789,538.00	587,888.00	1,605,247.00
Teapa	268,344.00	990,092.00	838,114.00	2,096,550.00
Tenosique	128,959.00	2,084,490.00	693,099.00	2,906,548.00
Total	19,051,298.00	58,091,507.00	32,309,870.00	109,452,675.00


ANEXO III
RECAUDACIÓN OTROS IMPUESTOS PARA CALCULO DE PARTICIPACIONES A LOS MUNICIPIOS EN EL I TRIMESTRE DEL EJERCICIO FISCAL 2023

Municipios	2023			Total
	Enero	Febrero	Marzo	
Balancán	379,153.00	4,125,591.00	1,396,202.00	5,900,946.00
Cárdenas	5,458,454.00	17,044,714.00	9,576,729.00	32,079,897.00
Centla	525,746.00	854,308.00	660,532.00	2,040,586.00
Centro	31,232,931.00	31,683,240.00	33,747,488.00	96,663,659.00
Comalcalco	3,269,582.00	10,451,034.00	6,512,926.00	20,233,542.00
Cunduacán	3,090,873.00	3,641,207.00	6,084,265.00	12,816,345.00
Emiliano Zapata	1,065,892.00	2,930,095.00	1,573,644.00	5,569,631.00
Huimanguillo	5,619,414.00	4,142,471.00	5,337,891.00	15,099,776.00
Jalapa	161,109.00	774,518.00	615,011.00	1,550,638.00
Jalpa de Méndez	1,032,530.00	3,407,564.00	2,315,818.00	6,755,912.00
Jonuta	889,656.00	1,064,049.00	1,020,066.00	2,973,771.00
Macuspana	1,882,562.00	3,963,598.00	5,194,140.00	11,040,300.00
Nacajuca	8,207,865.00	4,904,337.00	3,236,758.00	16,348,960.00
Paraiso	2,985,260.00	8,681,912.00	4,808,569.00	16,475,741.00
Tacotalpa	173,505.00	278,973.00	339,741.00	792,219.00
Teapa	586,359.00	5,090,505.00	2,925,059.00	8,601,923.00
Tenosique	926,592.00	4,591,506.00	1,543,343.00	7,061,441.00
Total	67,487,483.00	107,629,622.00	86,888,182.00	262,005,287.00

Subsecretario de Ingresos

M.A. Juan Francisco Cabrera Gutiérrez


 SUBSECRETARÍA
 DE INGRESOS



Impreso en la Dirección de Talleres Gráficos de la Secretaría de Administración e Innovación Gubernamental, bajo la Coordinación de la Secretaría de Gobierno.

Las leyes, decretos y demás disposiciones superiores son obligatorias por el hecho de ser publicadas en este periódico.

Para cualquier aclaración acerca de los documentos publicados en el mismo, favor de dirigirse al inmueble ubicado en la calle Nicolás Bravo Esq. José N. Roviroso # 359, 1er. piso zona Centro o a los teléfonos 131-37-32, 312-72-78 de Villahermosa, Tabasco.

Cadena Original: |00001000000506252927|

Firma Electrónica: FPKI2O7ZNGF/LOabhitFs7RsZu4hZ8o4HJ6+JL1sEnc7GGi6mZiLzZub5HUmf0C4YiLuX0VlaS
Jbp6jOiWkKH9KINpFFPFvNAlyhKLjXpg7fXj4eKKit5zGOMvel0Zz3t+F+MOeB28gNd+d1PdYXQEuk6xKBaGrXFqEj
wGjeafk/1ts8bd2NQ+4VqsvECiy0yLWkgm2fmz1kSGuwwlr/4bihKHUilXypJobBltsxY1MOoZSGtEtKraMpkRmtRisLi
w+M9CHM0NM0WmWOc0fxd981TzT9PkEoaqdBW5p/7QGLmxzgWnkRYcjikRG4ZUtHBbocdykBgrkaCMJOCmO
wQ==