



# PERIÓDICO OFICIAL

ÓRGANO DE DIFUSIÓN OFICIAL DEL GOBIERNO  
CONSTITUCIONAL DEL ESTADO LIBRE Y SOBERANO DE TABASCO.



TABASCO

LIC. ADÁN AUGUSTO LÓPEZ HERNÁNDEZ  
Gobernador Constitucional del Estado de Tabasco

LIC. MARCOS ROSENDO MEDINA FILIGRANA  
Secretario de Gobierno

3 DE OCTUBRE DE 2020



PUBLICADO BAJO LA RESPONSABILIDAD DE LA SECRETARÍA DE GOBIERNO  
Registrado como correspondencia de segunda clase con fecha  
17 de agosto de 1926 DGC Núm. 0010826 Características 11282816

**FINANZAS**  
SECRETARÍA DE FINANZAS



No.- 3569

## ACUERDO

En la ciudad de Villahermosa, Tabasco, con fecha dos de Octubre del año dos mil veinte; para dar cumplimiento a lo ordenado en el penúltimo párrafo del artículo 6 de la Ley de Coordinación Fiscal, y con fundamento en el artículo 10 y 11, fracción III y VI del Reglamento para la Edición, Publicación, Distribución y Resguardo del Periódico Oficial del Estado de Tabasco; se emite el siguiente:

### ACUERDO

Con fundamento en el artículo 6 de la Ley de Coordinación Fiscal, que prevé que las Entidades Federativas deberán publicar trimestralmente, las participaciones federales que son transferidas a los municipios y en su caso el ajuste realizado al término de cada ejercicio fiscal, para dar cumplimiento a esta disposición, se ordena la publicación correspondiente a los **Anexos de Participaciones Federales y Recursos del Fondo de Estabilización de los Ingresos de las Entidades Federativas (FEIEF) ministradas a los municipios en el Tercer Trimestre del Ejercicio Fiscal 2020, así como las cifras de recaudación para los Fondos Predial y Recaudatorio del Cálculo y Distribución de las Participaciones**, los cuales se encuentran establecidos en los artículos 11 y 12 de la Ley de Coordinación Fiscal y Financiera del Estado, firmados por el L.C.P. Julián Enrique Romero Oropeza, Subsecretario de Ingresos de la Secretaría de Finanzas.

Subsecretario de Ingresos

  
L. C. P. Julián Enrique Romero Oropeza



SECRETARÍA  
DE INGRESOS

## FINANZAS

SECRETARÍA DE FINANZAS



**ANEXO III**  
**PARTICIPACIONES FEDERALES MINISTRADAS A LOS MUNICIPIOS EN EL III TRIMESTRE DEL EJERCICIO FISCAL 2020**

| Municipios      | Fondo General de Participaciones | Fondo de Fomento Municipal (70% del 100%) | Impuesto Especial sobre Producción y Servicios | Fondo de Fiscalización | Fondo de Extracción de Hidrocarburos | Rezago del Impuesto Estatal Vehicular y Tenencia | Impuesto Sobre Automoviles Nuevos | Fondo de Compensación del Impuesto Sobre Automoviles Nuevos | Incentivo del ISR Por la Enagenación de Bienes Inmuebles | Subtotal                |
|-----------------|----------------------------------|---|--|------------------------|--------------------------------------|--|-----------------------------------|---|--|-------------------------|
| Balancán        | 31,728,517.00                    | 5,844,140.00                              | 398,186.00                                     | 3,289,981.00           | 1,983,373.00                         | 40.00  | 134,294.00                        | 86,940.00   | 42,360.00  | 43,507,831.00           |
| Cárdenas        | 72,055,641.00                    | 13,271,982.00                             | 910,643.00                                     | 7,454,758.00           | 4,511,956.00                         | 93.00  | 307,008.00                        | 197,452.00  | 94,575.00  | 98,804,108.00           |
| Centla          | 43,675,975.00                    | 8,044,749.00                              | 551,832.00                                     | 4,514,082.00           | 2,735,823.00                         | 55.00  | 186,255.00                        | 119,680.00  | 57,503.00  | 59,885,954.00           |
| Centro          | 213,800,327.00                   | 39,344,247.00                             | 2,857,960.00                                   | 22,148,269.00          | 13,338,403.00                        | 254.00   | 899,435.00                        | 585,200.00  | 292,653.00   | 292,866,748.00          |
| Comalcalco      | 64,062,859.00                    | 11,797,856.00                             | 813,608.00                                     | 6,619,871.00           | 4,014,932.00                         | 84.00  | 274,050.00                        | 175,532.00  | 82,913.00  | 87,831,705.00           |
| Cunduacán       | 45,772,980.00                    | 8,430,838.00                              | 582,060.00                                     | 4,735,813.00           | 2,868,356.00                         | 62.00  | 195,752.00                        | 125,444.00  | 58,893.00  | 62,770,198.00           |
| Emiliano Zapata | 29,218,446.00                    | 5,381,777.00                              | 368,541.00                                     | 3,025,001.00           | 1,828,672.00                         | 38.00  | 124,253.00                        | 80,065.00   | 38,529.00  | 40,065,322.00           |
| Huimanguillo    | 57,553,236.00                    | 10,600,870.00                             | 720,709.00                                     | 5,972,183.00           | 3,595,741.00                         | 73.00  | 243,088.00                        | 157,699.00  | 77,232.00  | 78,920,831.00           |
| Jalapa          | 27,955,108.00                    | 5,149,092.00                              | 351,921.00                                     | 2,895,742.00           | 1,748,836.00                         | 36.00  | 118,673.00                        | 76,602.00   | 37,046.00  | 38,333,056.00           |
| Jalpa de Méndez | 37,541,877.00                    | 6,915,030.00                              | 466,954.00                                     | 3,896,404.00           | 2,343,373.00                         | 45.00  | 157,883.00                        | 102,855.00  | 51,399.00  | 51,475,820.00           |
| Jonuta          | 29,650,517.00                    | 5,461,394.00                              | 371,640.00                                     | 3,076,013.00           | 1,852,850.00                         | 38.00  | 125,339.00                        | 81,246.00   | 39,698.00  | 40,658,735.00           |
| Macuspana       | 51,990,244.00                    | 9,576,158.00                              | 654,622.00                                     | 5,385,266.00           | 3,252,558.00                         | 66.00  | 220,739.00                        | 142,463.00  | 68,860.00  | 71,290,976.00           |
| Nacajuca        | 40,560,025.00                    | 7,470,831.00                              | 509,083.00                                     | 4,205,743.00           | 2,535,477.00                         | 52.00  | 171,687.00                        | 111,140.00  | 54,129.00  | 55,618,167.00           |
| Paraíso         | 38,717,775.00                    | 7,131,354.00                              | 493,058.00                                     | 4,002,315.00           | 2,427,481.00                         | 52.00  | 165,878.00                        | 106,109.00  | 49,679.00  | 53,093,701.00           |
| Tacotalpa       | 27,152,535.00                    | 5,001,267.00                              | 341,715.00                                     | 2,812,915.00           | 1,698,496.00                         | 35.00  | 115,232.00                        | 74,402.00   | 36,008.00  | 37,232,605.00           |
| Teapa           | 29,548,447.00                    | 5,442,574.00                              | 371,638.00                                     | 3,082,066.00           | 1,848,015.00                         | 38.00  | 125,314.00                        | 80,968.00   | 39,234.00  | 40,518,294.00           |
| Tenosique       | 37,452,586.00                    | 6,898,462.00                              | 470,358.00                                     | 3,883,219.00           | 2,341,464.00                         | 47.00  | 158,605.00                        | 102,625.00  | 49,901.00  | 51,357,267.00           |
| <b>Total</b>    | <b>878,227,096.00</b>            | <b>161,762,621.00</b>                     | <b>11,034,528.00</b>                           | <b>90,979,641.00</b>   | <b>54,925,806.00</b>                 | <b>1,108.00</b>                                  | <b>3,723,485.00</b>               | <b>2,406,422.00</b>   | <b>1,170,612.00</b>                                      | <b>1,204,231,318.00</b> |

| Municipios      | 30% Fondo de compensación | 70% Fondo de compensación | 30% IEPS Gasolina y Diesel | 70% IEPS Gasolina y Diesel | Fondo del Impuesto Sobre la Renta | Fondo por Coordinación en Predial (30% del 100% FFM) | Total Participaciones ministradas | N/A         | N/A         | Total                   |
|-----------------|---------------------------|---------------------------|----------------------------|----------------------------|-----------------------------------|--|-----------------------------------|-------------|-------------|-------------------------|
| Balancán        | 186,511.00                | 308,582.00                | 294,229.00                 | 487,019.00                 | 1,928,230.00                      | 1,809,689.00   | 48,522,091.00                     | -           | -           | 48,522,091.00           |
| Cárdenas        | 428,964.00                | 1,318,412.00              | 677,283.00                 | 2,080,786.00               | 4,637,756.00                      | -  | 107,947,309.00                    | -           | -           | 107,947,309.00          |
| Centla          | 265,836.00                | 561,572.00                | 419,947.00                 | 886,302.00                 | 1,978,508.00                      | 1,405,007.00   | 65,403,126.00                     | -           | -           | 65,403,126.00           |
| Centro          | 1,308,634.00              | 3,492,155.00              | 2,065,354.00               | 5,511,500.00               | 41,005,583.00                     | 4,094,598.00   | 350,344,572.00                    | -           | -           | 350,344,572.00          |
| Comalcalco      | 380,112.00                | 1,028,268.00              | 600,330.00                 | 1,622,868.00               | 375,092.00                        | -  | 91,838,375.00                     | -           | -           | 91,838,375.00           |
| Cunduacán       | 263,925.00                | 706,257.00                | 416,566.00                 | 1,114,651.00               | 3,450,311.00                      | 984,810.00   | 69,706,718.00                     | -           | -           | 69,706,718.00           |
| Emiliano Zapata | 173,090.00                | 156,223.00                | 273,214.00                 | 246,560.00                 | 2,580,835.00                      | 636,015.00   | 44,131,259.00                     | -           | -           | 44,131,259.00           |
| Huimanguillo    | 336,682.00                | 962,682.00                | 530,983.00                 | 1,519,357.00               | 8,234,251.00                      | 791,390.00   | 91,296,176.00                     | -           | -           | 91,296,176.00           |
| Jalapa          | 165,355.00                | 194,947.00                | 260,959.00                 | 307,675.00                 | 1,539,684.00                      | 827,243.00   | 41,628,919.00                     | -           | -           | 41,628,919.00           |
| Jalpa de Méndez | 226,056.00                | 444,898.00                | 356,605.00                 | 702,161.00                 | 985,637.00                        | -  | 54,191,177.00                     | -           | -           | 54,191,177.00           |
| Jonuta          | 173,573.00                | 155,866.00                | 273,767.00                 | 245,996.00                 | 5,460,287.00                      | -  | 46,968,224.00                     | -           | -           | 46,968,224.00           |
| Macuspana       | 307,432.00                | 845,081.00                | 485,183.00                 | 1,333,751.00               | 715,651.00                        | -  | 74,978,074.00                     | -           | -           | 74,978,074.00           |
| Nacajuca        | 238,262.00                | 705,553.00                | 375,868.00                 | 1,113,539.00               | 998,363.00                        | -  | 59,047,752.00                     | -           | -           | 59,047,752.00           |
| Paraíso         | 225,840.00                | 481,234.00                | 356,597.00                 | 759,510.00                 | 9,359,872.00                      | -  | 64,276,754.00                     | -           | -           | 64,276,754.00           |
| Tacotalpa       | 160,482.00                | 248,759.00                | 253,258.00                 | 392,603.00                 | 350,331.00                        | 965,014.00   | 39,603,052.00                     | -           | -           | 39,603,052.00           |
| Teapa           | 174,040.00                | 298,419.00                | 274,616.00                 | 470,980.00                 | 1,205,819.00                      | 1,466,721.00   | 44,408,889.00                     | -           | -           | 44,408,889.00           |
| Tenosique       | 219,739.00                | 305,003.00                | 346,653.00                 | 481,370.00                 | 5,040,510.00                      | -  | 57,750,542.00                     | -           | -           | 57,750,542.00           |
| <b>Total</b>    | <b>5,234,533.00</b>       | <b>12,213,911.00</b>      | <b>8,261,412.00</b>        | <b>19,276,628.00</b>       | <b>89,844,720.00</b>              | <b>12,980,487.00</b>                                 | <b>1,352,043,009.00</b>           | <b>0.00</b> | <b>0.00</b> | <b>1,352,043,009.00</b> |

## FINANZAS

SECRETARÍA DE FINANZAS



**ANEXO VII**  
**PARTICIPACIONES FEDERALES MINISTRADAS A LOS MUNICIPIOS EN EL MES DE JULIO DEL EJERCICIO FISCAL 2020**

| Municipios      | Fondo General de Participaciones | Fondo de Fomento Municipal (70% del 100% FFM) | Impuesto Especial sobre Producción y Servicios | Fondo de Fiscalización | Fondo de Extracción de Hidrocarburos | Rezago del Impuesto Estatal Vehicular y Tenencia | Impuesto Sobre Automóviles Nuevos | Fondo de Compensación del Impuesto Sobre Automóviles Nuevos | Incentivo del ISR Por la Enajenación de Bienes Inmuebles | Subtotal              |
|-----------------|----------------------------------|---|--|------------------------|--------------------------------------|--|-----------------------------------|---|--|-----------------------|
| Balancán        | 10,865,529.00                    | 2,002,088.00                                  | 97,010.00                                      | 1,207,776.00           | 636,706.00                           | -  | 34,432.00                         | 29,686.00   | 25,198.00  | 14,898,425.00         |
| Cárdenas        | 23,217,081.00                    | 4,277,990.00                                  | 207,287.00                                     | 2,580,732.00           | 1,360,492.00                         | -  | 73,573.00                         | 63,432.00   | 53,843.00  | 31,834,430.00         |
| Centla          | 13,699,561.00                    | 2,524,288.00                                  | 122,313.00                                     | 1,522,797.00           | 802,777.00                           | -  | 43,413.00                         | 37,429.00   | 31,771.00  | 18,784,349.00         |
| Centro          | 73,399,199.00                    | 13,524,572.00                                 | 655,324.00                                     | 8,158,808.00           | 4,301,101.00                         | -  | 232,597.00                        | 200,535.00  | 170,220.00   | 100,642,356.00        |
| Comalcalco      | 20,018,871.00                    | 3,688,687.00                                  | 178,733.00                                     | 2,225,230.00           | 1,173,081.00                         | -  | 63,438.00                         | 54,694.00   | 46,426.00  | 27,449,160.00         |
| Cunduacán       | 14,722,873.00                    | 2,712,844.00                                  | 131,449.00                                     | 1,636,545.00           | 862,742.00                           | -  | 46,656.00                         | 40,225.00   | 34,144.00  | 20,187,478.00         |
| Emiliano Zapata | 9,596,671.00                     | 1,768,287.00                                  | 85,681.00                                      | 1,066,733.00           | 562,353.00                           | -  | 30,411.00                         | 26,219.00   | 22,256.00  | 13,158,611.00         |
| Huimanguillo    | 20,089,726.00                    | 3,701,742.00                                  | 179,355.00                                     | 2,233,106.00           | 1,177,233.00                         | -  | 63,663.00                         | 54,887.00   | 46,590.00  | 27,546,312.00         |
| Jalapa          | 9,316,211.00                     | 1,716,609.00                                  | 83,177.00                                      | 1,035,558.00           | 545,918.00                           | -  | 29,522.00                         | 25,453.00   | 21,605.00  | 12,774,053.00         |
| Jalpa de Méndez | 13,205,240.00                    | 2,433,204.00                                  | 117,899.00                                     | 1,467,850.00           | 773,810.00                           | -  | 41,846.00                         | 36,078.00   | 30,624.00  | 18,106,551.00         |
| Jonuta          | 10,283,204.00                    | 1,894,788.00                                  | 91,811.00                                      | 1,143,046.00           | 602,583.00                           | -  | 32,587.00                         | 28,095.00   | 23,848.00  | 14,099,962.00         |
| Macuspana       | 17,310,732.00                    | 3,189,684.00                                  | 154,554.00                                     | 1,924,203.00           | 1,014,387.00                         | -  | 54,856.00                         | 47,295.00   | 40,145.00  | 23,735,856.00         |
| Nacajuca        | 13,889,922.00                    | 2,559,363.00                                  | 124,012.00                                     | 1,543,957.00           | 813,932.00                           | -  | 44,016.00                         | 37,949.00   | 32,212.00  | 19,045,363.00         |
| Paraíso         | 12,153,533.00                    | 2,239,416.00                                  | 108,509.00                                     | 1,350,946.00           | 712,182.00                           | -  | 38,514.00                         | 33,205.00   | 28,185.00  | 16,664,490.00         |
| Tacotalpa       | 9,076,136.00                     | 1,672,189.00                                  | 81,025.00                                      | 1,008,762.00           | 531,792.00                           | -  | 28,758.00                         | 24,794.00   | 21,046.00  | 12,443,502.00         |
| Teapa           | 9,956,266.00                     | 1,834,546.00                                  | 88,892.00                                      | 1,106,705.00           | 583,425.00                           | -  | 31,551.00                         | 27,202.00   | 23,090.00  | 13,651,677.00         |
| Tenosique       | 12,797,041.00                    | 2,357,969.00                                  | 114,266.00                                     | 1,422,476.00           | 749,891.00                           | -  | 40,553.00                         | 34,963.00   | 29,678.00  | 17,546,847.00         |
| <b>Total</b>    | <b>293,696,796.00</b>            | <b>54,098,286.00</b>                          | <b>2,621,297.00</b>                            | <b>32,635,230.00</b>   | <b>17,204,405.00</b>                 | <b>-</b>   | <b>930,386.00</b>                 | <b>802,141.00</b>   | <b>-</b>   | <b>402,569,422.00</b> |

| Municipios      | 30% Fondo de compensación | 70% Fondo de compensación | 30% IEPS Gasolina y Diesel | 70% IEPS Gasolina y Diesel | Fondo del Impuesto Sobre la Renta | Fondo por Coordinación en Predial (30% del 100% FFM) | Total Participaciones ministradas | N/A         | N/A         | Total                 |
|-----------------|---------------------------|---------------------------|----------------------------|----------------------------|-----------------------------------|--|-----------------------------------|-------------|-------------|-----------------------|
| Balancán        | 57,892.00                 | 92,216.00                 | 88,921.00                  | 141,644.00                 | 0.00                              | 616,413.00   | 15,895,511.00                     | -           | -           | 15,895,511.00         |
| Cárdenas        | 123,701.00                | 393,993.00                | 190,004.00                 | 605,173.00                 | 2,697,177.00                      | 0.00   | 35,844,478.00                     | -           | -           | 35,844,478.00         |
| Centla          | 72,991.00                 | 167,820.00                | 112,115.00                 | 257,771.00                 | 704,555.00                        | 478,571.00   | 20,578,172.00                     | -           | -           | 20,578,172.00         |
| Centro          | 391,071.00                | 1,043,593.00              | 600,685.00                 | 1,602,958.00               | 13,725,693.00                     | 1,394,596.00   | 119,401,052.00                    | -           | -           | 119,401,052.00        |
| Comalcalco      | 106,661.00                | 307,287.00                | 163,831.00                 | 471,993.00                 | 139,701.00                        | 0.00   | 28,638,633.00                     | -           | -           | 28,638,633.00         |
| Cunduacán       | 78,443.00                 | 211,057.00                | 120,409.00                 | 324,184.00                 | 1,338,772.00                      | 335,444.00   | 22,595,867.00                     | -           | -           | 22,595,867.00         |
| Emiliano Zapata | 51,131.00                 | 46,686.00                 | 78,537.00                  | 71,709.00                  | 1,218,560.00                      | 216,638.00   | 14,841,872.00                     | -           | -           | 14,841,872.00         |
| Huimanguillo    | 107,038.00                | 287,687.00                | 164,410.00                 | 441,888.00                 | 3,443,017.00                      | 269,562.00   | 32,259,914.00                     | -           | -           | 32,259,914.00         |
| Jalapa          | 49,637.00                 | 58,258.00                 | 78,242.00                  | 89,484.00                  | 0.00                              | 281,774.00   | 13,329,448.00                     | -           | -           | 13,329,448.00         |
| Jalpa de Méndez | 70,357.00                 | 132,953.00                | 108,069.00                 | 204,216.00                 | 344,935.00                        | 0.00   | 18,967,081.00                     | -           | -           | 18,967,081.00         |
| Jonuta          | 54,789.00                 | 48,579.00                 | 84,156.00                  | 71,545.00                  | 4,434,523.00                      | 0.00   | 18,791,554.00                     | -           | -           | 18,791,554.00         |
| Macuspana       | 92,232.00                 | 252,543.00                | 141,668.00                 | 387,907.00                 | 0.00                              | 0.00   | 24,610,206.00                     | -           | -           | 24,610,206.00         |
| Nacajuca        | 74,005.00                 | 210,847.00                | 113,672.00                 | 323,860.00                 | 0.00                              | 0.00   | 19,767,747.00                     | -           | -           | 19,767,747.00         |
| Paraíso         | 64,754.00                 | 143,812.00                | 99,462.00                  | 220,895.00                 | 0.00                              | 0.00   | 17,193,413.00                     | -           | -           | 17,193,413.00         |
| Tacotalpa       | 48,352.00                 | 74,339.00                 | 74,269.00                  | 114,184.00                 | 350,331.00                        | 328,701.00   | 13,433,678.00                     | -           | -           | 13,433,678.00         |
| Teapa           | 53,047.00                 | 89,179.00                 | 81,480.00                  | 136,979.00                 | 482,142.00                        | 499,592.00   | 14,994,096.00                     | -           | -           | 14,994,096.00         |
| Tenosique       | 68,183.00                 | 91,147.00                 | 104,729.00                 | 140,001.00                 | 1,826,875.00                      | 0.00   | 19,777,782.00                     | -           | -           | 19,777,782.00         |
| <b>Total</b>    | <b>1,564,284.00</b>       | <b>3,649,996.00</b>       | <b>2,402,739.00</b>        | <b>5,606,391.00</b>        | <b>30,706,281.00</b>              | <b>4,421,391.00</b>                                  | <b>450,920,504.00</b>             | <b>0.00</b> | <b>0.00</b> | <b>450,920,504.00</b> |

## FINANZAS

SECRETARÍA DE FINANZAS



**ANEXO VII**  
**PARTICIPACIONES FEDERALES MINISTRADAS A LOS MUNICIPIOS EN EL MES DE AGOSTO DEL EJERCICIO FISCAL 2020**

| Municipios      | Fondo General de Participaciones | Fondo de Fomento Municipal (70% del 100% FFM) | Impuesto Especial sobre Producción y Servicios | Fondo de Fiscalización | Fondo de Extracción de Hidrocarburos | Rezago del Impuesto Estatal Vehicular y Tenencia | Impuesto Sobre Automóviles Nuevos | Fondo de Compensación del Impuesto Sobre Automóviles Nuevos | Incentivo del ISR Por la Enajenación de Bienes Inmuebles | Subtotal              |
|-----------------|----------------------------------|---|--|------------------------|--------------------------------------|--|-----------------------------------|---|--|-----------------------|
| Balancán        | 10,281,610.00                    | 1,894,329.00                                  | 122,337.00                                     | 1,022,296.00           | 648,433.00                           | -  | 44,017.00                         | 28,110.00   | 17,162.00  | 14,058,294.00         |
| Cárdenas        | 24,402,384.00                    | 4,496,004.00                                  | 290,354.00                                     | 2,426,319.00           | 1,538,992.00                         | -  | 104,470.00                        | 66,716.00   | 40,732.00  | 33,365,971.00         |
| Centla          | 15,415,829.00                    | 2,840,281.00                                  | 183,427.00                                     | 1,532,790.00           | 972,235.00                           | -  | 65,997.00                         | 42,147.00   | 25,732.00  | 21,078,438.00         |
| Centro          | 73,348,900.00                    | 13,514,127.00                                 | 872,749.00                                     | 7,293,051.00           | 4,625,917.00                         | -  | 314,017.00                        | 200,535.00  | 122,433.00   | 100,291,729.00        |
| Comalcalco      | 21,859,389.00                    | 4,027,471.00                                  | 260,096.00                                     | 2,173,470.00           | 1,378,613.00                         | -  | 93,583.00                         | 59,763.00   | 36,487.00  | 29,888,872.00         |
| Cunduacán       | 14,827,179.00                    | 2,731,825.00                                  | 176,423.00                                     | 1,474,260.00           | 935,110.00                           | -  | 63,477.00                         | 40,537.00   | 24,749.00  | 20,273,580.00         |
| Emiliano Zapata | 9,749,232.00                     | 1,796,242.00                                  | 116,002.00                                     | 969,362.00             | 614,858.00                           | -  | 41,738.00                         | 26,654.00   | 16,273.00  | 13,330,361.00         |
| Huimanguillo    | 18,357,545.00                    | 3,382,276.00                                  | 216,429.00                                     | 1,825,283.00           | 1,157,761.00                         | -  | 78,591.00                         | 50,189.00   | 30,642.00  | 25,100,716.00         |
| Jalapa          | 9,250,412.00                     | 1,704,337.00                                  | 110,067.00                                     | 919,765.00             | 583,399.00                           | -  | 39,602.00                         | 25,291.00   | 15,441.00  | 12,648,314.00         |
| Jalpa de Méndez | 12,446,383.00                    | 2,293,177.00                                  | 148,095.00                                     | 1,237,539.00           | 784,960.00                           | -  | 53,285.00                         | 34,028.00   | 20,775.00  | 17,018,242.00         |
| Jonuta          | 9,495,513.00                     | 1,749,495.00                                  | 112,983.00                                     | 944,135.00             | 598,856.00                           | -  | 40,652.00                         | 25,961.00   | 15,850.00  | 12,983,445.00         |
| Macuspana       | 17,202,849.00                    | 3,169,529.00                                  | 204,690.00                                     | 1,710,472.00           | 1,084,937.00                         | -  | 73,648.00                         | 47,032.00   | 28,715.00  | 23,521,872.00         |
| Nacajuca        | 13,130,491.00                    | 2,419,220.00                                  | 156,234.00                                     | 1,305,559.00           | 828,105.00                           | -  | 56,214.00                         | 35,899.00   | 21,917.00  | 17,953,639.00         |
| Paraíso         | 12,877,015.00                    | 2,372,518.00                                  | 153,218.00                                     | 1,280,358.00           | 812,119.00                           | -  | 55,128.00                         | 35,206.00   | 21,494.00  | 17,607,054.00         |
| Tacotalpa       | 8,963,544.00                     | 1,651,483.00                                  | 106,654.00                                     | 891,242.00             | 565,307.00                           | -  | 38,374.00                         | 24,506.00   | 14,962.00  | 12,256,072.00         |
| Teapa           | 9,672,070.00                     | 1,782,025.00                                  | 115,084.00                                     | 961,690.00             | 609,991.00                           | -  | 41,408.00                         | 26,443.00   | 16,144.00  | 13,224,855.00         |
| Tenosique       | 12,115,257.00                    | 2,232,171.00                                  | 144,154.00                                     | 1,204,616.00           | 764,075.00                           | -  | 51,869.00                         | 33,123.00   | 20,223.00  | 16,565,488.00         |
| <b>Total</b>    | <b>293,395,602.00</b>            | <b>54,056,510.00</b>                          | <b>3,490,996.00</b>                            | <b>29,172,205.00</b>   | <b>18,503,668.00</b>                 | <b>-</b>   | <b>1,266,070.00</b>               | <b>802,140.00</b>   | <b>489,731.00</b>  | <b>401,166,922.00</b> |



| Municipios      | 30% Fondo de compensación | 70% Fondo de compensación | 30% IEPS Gasolina y Diesel | 70% IEPS Gasolina y Diesel | Fondo del Impuesto Sobre la Renta | Fondo por Coordinación en Predial (30% del 100% FFM) | Total Participaciones ministradas | N/A         | N/A         | Total                 |
|-----------------|---------------------------|---------------------------|----------------------------|----------------------------|-----------------------------------|--|-----------------------------------|-------------|-------------|-----------------------|
| Balancán        | 59,658.00                 | 100,358.00                | 100,458.00                 | 168,993.00                 | 612,399.00                        | 613,309.00   | 15,713,469.00                     |             |             | 15,713,469.00         |
| Cárdenas        | 141,562.00                | 428,778.00                | 238,427.00                 | 722,022.00                 | 0.00                              | 0.00   | 34,896,790.00                     |             |             | 34,896,790.00         |
| Centla          | 89,448.00                 | 182,636.00                | 150,623.00                 | 307,542.00                 | 84,174.00                         | 476,161.00   | 22,369,022.00                     |             |             | 22,369,022.00         |
| Centro          | 425,598.00                | 1,135,728.00              | 716,667.00                 | 1,912,460.00               | 12,488,617.00                     | 1,387,671.00   | 118,358,470.00                    |             |             | 118,358,470.00        |
| Comalcalco      | 126,836.00                | 334,416.00                | 213,580.00                 | 563,126.00                 | 0.00                              | 0.00   | 31,126,830.00                     |             |             | 31,126,830.00         |
| Cunduacán       | 86,033.00                 | 229,691.00                | 144,871.00                 | 386,778.00                 | 1,104,817.00                      | 333,755.00   | 22,569,505.00                     |             |             | 22,569,505.00         |
| Emiliano Zapata | 56,569.00                 | 50,807.00                 | 95,256.00                  | 85,555.00                  | 678,498.00                        | 215,547.00   | 14,512,593.00                     |             |             | 14,512,593.00         |
| Huimanguillo    | 106,517.00                | 313,086.00                | 179,366.00                 | 527,209.00                 | 3,011,205.00                      | 268,204.00   | 29,506,302.00                     |             |             | 29,506,302.00         |
| Jalapa          | 53,674.00                 | 63,401.00                 | 90,383.00                  | 106,761.00                 | 981,770.00                        | 280,355.00   | 14,224,658.00                     |             |             | 14,224,658.00         |
| Jalpa de Méndez | 72,219.00                 | 144,691.00                | 121,609.00                 | 243,646.00                 | 245,142.00                        | 0.00   | 17,845,549.00                     |             |             | 17,845,549.00         |
| Jonuta          | 55,096.00                 | 50,691.00                 | 92,777.00                  | 85,359.00                  | 1,025,764.00                      | 0.00   | 14,293,132.00                     |             |             | 14,293,132.00         |
| Macuspana       | 99,817.00                 | 274,840.00                | 168,083.00                 | 462,804.00                 | 0.00                              | 0.00   | 24,527,416.00                     |             |             | 24,527,416.00         |
| Nacajuca        | 76,188.00                 | 229,462.00                | 128,293.00                 | 386,392.00                 | 497,383.00                        | 0.00   | 19,271,357.00                     |             |             | 19,271,357.00         |
| Paraíso         | 74,717.00                 | 156,508.00                | 125,817.00                 | 263,546.00                 | 0.00                              | 0.00   | 18,227,642.00                     |             |             | 18,227,642.00         |
| Tacotalpa       | 52,010.00                 | 80,902.00                 | 87,580.00                  | 136,231.00                 | 0.00                              | 327,046.00   | 12,939,841.00                     |             |             | 12,939,841.00         |
| Teapa           | 56,121.00                 | 97,053.00                 | 94,502.00                  | 163,428.00                 | 224,151.00                        | 497,076.00   | 14,357,186.00                     |             |             | 14,357,186.00         |
| Tenosique       | 70,297.00                 | 99,194.00                 | 118,374.00                 | 167,033.00                 | 1,600,718.00                      | 0.00   | 18,621,104.00                     |             |             | 18,621,104.00         |
| <b>Total</b>    | <b>1,702,390.00</b>       | <b>3,872,242.00</b>       | <b>2,866,666.00</b>        | <b>6,688,886.00</b>        | <b>22,554,638.00</b>              | <b>4,399,124.00</b>                                  | <b>443,350,866.00</b>             | <b>0.00</b> | <b>0.00</b> | <b>443,350,866.00</b> |



**ANEXO VII**  
**PARTICIPACIONES FEDERALES MINISTRADAS A LOS MUNICIPIOS EN EL MES DE SEPTIEMBRE DEL EJERCICIO FISCAL 2020**

| Municipios      | Fondo General de Participaciones | Fondo de Fomento Municipal (70% del 100% FFM) | Impuesto Especial sobre Producción y Servicios | Fondo de Fiscalización | Fondo de Extracción de Hidrocarburos | Rezago del Impuesto Estatal Vehicular y Tenencia | Impuesto Sobre Automoviles Nuevos | Fondo de Compensación del Impuesto Sobre Automoviles Nuevos | Incentivo del ISR Por la Enagenación de Bienes Inmuebles | Subtotal              |
|-----------------|----------------------------------|---|--|------------------------|--------------------------------------|--|-----------------------------------|---|--|-----------------------|
| Balancán        | 10,581,378.00                    | 1,947,723.00                                  | 178,839.00                                     | 1,059,909.00           | 698,234.00                           | 40.00  | 55,845.00                         | 29,144.00   | -  | 14,551,112.00         |
| Cárdenas        | 24,436,176.00                    | 4,497,988.00                                  | 413,002.00                                     | 2,447,707.00           | 1,612,472.00                         | 93.00  | 128,965.00                        | 67,304.00   | -  | 33,603,707.00         |
| Centla          | 14,560,585.00                    | 2,680,180.00                                  | 246,092.00                                     | 1,458,495.00           | 960,811.00                           | 55.00  | 76,845.00                         | 40,104.00   | -  | 20,023,167.00         |
| Centro          | 66,852,228.00                    | 12,305,548.00                                 | 1,129,887.00                                   | 6,696,410.00           | 4,411,385.00                         | 254.00   | 352,821.00                        | 184,130.00  | -  | 91,932,663.00         |
| Comalcalco      | 22,174,599.00                    | 4,081,696.00                                  | 374,779.00                                     | 2,221,171.00           | 1,463,238.00                         | 84.00  | 117,029.00                        | 61,075.00   | -  | 30,493,673.00         |
| Cunduacán       | 16,222,928.00                    | 2,986,169.00                                  | 274,188.00                                     | 1,625,008.00           | 1,070,504.00                         | 62.00  | 85,619.00                         | 44,682.00   | -  | 22,309,160.00         |
| Emiliano Zapata | 9,872,543.00                     | 1,817,248.00                                  | 166,858.00                                     | 988,906.00             | 651,461.00                           | 38.00  | 52,104.00                         | 27,192.00   | -  | 13,576,350.00         |
| Huimanguillo    | 19,105,965.00                    | 3,516,852.00                                  | 322,915.00                                     | 1,913,794.00           | 1,260,747.00                         | 73.00  | 100,834.00                        | 52,623.00   | -  | 26,273,803.00         |
| Jalapa          | 9,388,485.00                     | 1,728,146.00                                  | 158,677.00                                     | 940,419.00             | 619,519.00                           | 36.00  | 49,549.00                         | 25,858.00   | -  | 12,910,689.00         |
| Jalpa de Méndez | 11,890,254.00                    | 2,188,649.00                                  | 200,960.00                                     | 1,191,015.00           | 784,603.00                           | 45.00  | 62,752.00                         | 32,749.00   | -  | 16,351,027.00         |
| Jonuta          | 9,871,800.00                     | 1,817,111.00                                  | 166,846.00                                     | 988,832.00             | 651,411.00                           | 38.00  | 52,100.00                         | 27,190.00   | -  | 13,575,328.00         |
| Macuspana       | 17,478,663.00                    | 3,216,945.00                                  | 295,378.00                                     | 1,750,591.00           | 1,153,234.00                         | 66.00  | 92,235.00                         | 48,136.00   | -  | 24,033,248.00         |
| Nacajuca        | 13,539,612.00                    | 2,492,248.00                                  | 228,837.00                                     | 1,356,227.00           | 893,440.00                           | 52.00  | 71,457.00                         | 37,292.00   | -  | 18,619,165.00         |
| Paraíso         | 13,687,227.00                    | 2,518,420.00                                  | 231,331.00                                     | 1,371,013.00           | 903,180.00                           | 52.00  | 72,236.00                         | 37,698.00   | -  | 18,822,157.00         |
| Tacotalpa       | 9,113,655.00                     | 1,677,595.00                                  | 154,036.00                                     | 912,911.00             | 601,397.00                           | 35.00  | 48,100.00                         | 25,102.00   | -  | 12,533,031.00         |
| Teapa           | 9,920,111.00                     | 1,826,003.00                                  | 167,662.00                                     | 993,671.00             | 654,599.00                           | 38.00  | 52,355.00                         | 27,323.00   | -  | 13,641,762.00         |
| Tenosique       | 12,540,288.00                    | 2,308,302.00                                  | 211,948.00                                     | 1,256,127.00           | 827,498.00                           | 47.00  | 66,183.00                         | 34,539.00   | -  | 17,244,932.00         |
| <b>Total</b>    | <b>291,234,697.00</b>            | <b>53,607,825.00</b>                          | <b>4,922,235.00</b>                            | <b>29,172,206.00</b>   | <b>19,217,733.00</b>                 | <b>1,108.00</b>                                  | <b>1,537,029.00</b>               | <b>802,141.00</b>   | <b>-</b>   | <b>400,494,974.00</b> |

| Municipios      | 30% Fondo de compensación | 70% Fondo de compensación | 30% IEPS Gasolina y Diesel | 70% IEPS Gasolina y Diesel | Fondo del Impuesto Sobre la Renta | Fondo por Coordinación en Predial (30% del 100% FFM) | Total Participaciones ministradas | N/A      | N/A      | Total Participaciones |
|-----------------|---------------------------|---------------------------|----------------------------|----------------------------|-----------------------------------|--|-----------------------------------|----------|----------|-----------------------|
| Balancán        | 68,961.00                 | 116,008.00                | 104,850.00                 | 176,382.00                 | 1,315,831.00                      | 579,967.00   | 16,913,111.00                     | -        | -        | 16,913,111.00         |
| Cárdenas        | 163,671.00                | 495,641.00                | 248,852.00                 | 753,591.00                 | 1,940,579.00                      | 0.00   | 37,206,041.00                     | -        | -        | 37,206,041.00         |
| Centla          | 103,367.00                | 211,116.00                | 157,209.00                 | 320,989.00                 | 1,189,779.00                      | 450,275.00   | 22,455,932.00                     | -        | -        | 22,455,932.00         |
| Centro          | 491,965.00                | 1,312,834.00              | 748,002.00                 | 1,996,082.00               | 14,791,273.00                     | 1,312,231.00   | 112,585,050.00                    | -        | -        | 112,585,050.00        |
| Comalcalco      | 146,615.00                | 386,565.00                | 222,919.00                 | 587,749.00                 | 235,391.00                        | 0.00   | 32,072,912.00                     | -        | -        | 32,072,912.00         |
| Cunduacán       | 99,449.00                 | 265,509.00                | 151,206.00                 | 403,689.00                 | 1,006,722.00                      | 315,611.00   | 24,551,346.00                     | -        | -        | 24,551,346.00         |
| Emiliano Zapata | 65,390.00                 | 58,730.00                 | 99,421.00                  | 89,296.00                  | 683,777.00                        | 203,830.00   | 14,776,794.00                     | -        | -        | 14,776,794.00         |
| Huimanguillo    | 123,127.00                | 361,909.00                | 187,208.00                 | 550,260.00                 | 1,780,029.00                      | 253,624.00   | 29,529,960.00                     | -        | -        | 29,529,960.00         |
| Jalapa          | 62,044.00                 | 73,288.00                 | 94,334.00                  | 111,430.00                 | 557,914.00                        | 265,114.00   | 14,074,813.00                     | -        | -        | 14,074,813.00         |
| Jalpa de Méndez | 83,480.00                 | 167,254.00                | 126,927.00                 | 254,299.00                 | 395,560.00                        | 0.00   | 17,378,547.00                     | -        | -        | 17,378,547.00         |
| Jonuta          | 63,688.00                 | 58,596.00                 | 96,834.00                  | 89,092.00                  | 0.00                              | 0.00   | 13,883,538.00                     | -        | -        | 13,883,538.00         |
| Macuspana       | 115,363.00                | 317,698.00                | 175,432.00                 | 483,040.00                 | 715,651.00                        | 0.00   | 25,840,452.00                     | -        | -        | 25,840,452.00         |
| Nacajuca        | 88,069.00                 | 265,244.00                | 133,903.00                 | 403,287.00                 | 498,980.00                        | 0.00   | 20,008,648.00                     | -        | -        | 20,008,648.00         |
| Paraíso         | 86,369.00                 | 180,914.00                | 131,318.00                 | 275,069.00                 | 9,359,872.00                      | 0.00   | 28,855,699.00                     | -        | -        | 28,855,699.00         |
| Tacotalpa       | 60,120.00                 | 93,518.00                 | 91,409.00                  | 142,188.00                 | 0.00                              | 309,267.00   | 13,229,533.00                     | -        | -        | 13,229,533.00         |
| Teapa           | 64,872.00                 | 112,187.00                | 98,634.00                  | 170,573.00                 | 499,526.00                        | 470,053.00   | 15,057,607.00                     | -        | -        | 15,057,607.00         |
| Tenosique       | 81,259.00                 | 114,682.00                | 123,550.00                 | 174,336.00                 | 1,612,917.00                      | 0.00   | 19,351,656.00                     | -        | -        | 19,351,656.00         |
| <b>Total</b>    | <b>1,967,859.00</b>       | <b>4,591,673.00</b>       | <b>2,992,008.00</b>        | <b>6,981,352.00</b>        | <b>36,583,801.00</b>              | <b>4,159,972.00</b>                                  | <b>457,771,639.00</b>             | <b>-</b> | <b>-</b> | <b>457,771,639.00</b> |

  
 Subsecretario de Ingresos  
 L. C. R. Julian Enrique Romero Oropeza  
  
 SUBSECRETARÍA DE INGRESOS

## FINANZAS

SECRETARÍA DE FINANZAS



**ANEXO III**  
**RECURSOS DEL FEIEF MINISTRADOS A LOS MUNICIPIOS EN III TRIMESTRE DEL EJERCICIO FISCAL 2020**

| Municipios      | FEIEF                            |                            |                        | Total                 |
|-----------------|----------------------------------|----------------------------|------------------------|-----------------------|
|                 | Fondo General de Participaciones | Fondo de Fomento Municipal | Fondo de Fiscalización |                       |
| Balancán        | 5,490,797.00                     | 1,500,874.00               | 122,626.00             | 7,114,297.00          |
| Cárdenas        | 13,304,655.00                    | 3,624,816.00               | 295,218.00             | 17,224,689.00         |
| Centla          | 7,359,452.00                     | 2,031,923.00               | 156,920.00             | 9,548,295.00          |
| Centro          | 39,002,953.00                    | 10,659,131.00              | 865,087.00             | 50,527,171.00         |
| Comalcalco      | 11,748,680.00                    | 3,204,221.00               | 258,878.00             | 15,211,779.00         |
| Cunduacán       | 7,882,181.00                     | 2,153,995.00               | 174,673.00             | 10,210,849.00         |
| Emiliano Zapata | 5,129,715.00                     | 1,403,164.00               | 113,308.00             | 6,646,187.00          |
| Huimanguillo    | 10,286,875.00                    | 2,799,405.00               | 232,920.00             | 13,319,200.00         |
| Jalapa          | 4,864,044.00                     | 1,330,934.00               | 107,689.00             | 6,302,667.00          |
| Jalpa de Méndez | 6,257,984.00                     | 1,721,601.00               | 137,959.00             | 8,117,544.00          |
| Jonuta          | 4,979,238.00                     | 1,364,035.00               | 111,073.00             | 6,454,346.00          |
| Macuspana       | 9,144,679.00                     | 2,499,392.00               | 202,935.00             | 11,847,006.00         |
| Nacajuca        | 7,014,312.00                     | 1,917,280.00               | 156,679.00             | 9,088,271.00          |
| Paraíso         | 6,800,556.00                     | 1,858,627.00               | 149,686.00             | 8,808,869.00          |
| Tacotalpa       | 4,731,184.00                     | 1,294,147.00               | 104,896.00             | 6,130,227.00          |
| Teapa           | 5,400,550.00                     | 1,469,153.00               | 121,406.00             | 6,991,109.00          |
| Tenosique       | 6,613,962.00                     | 1,803,827.00               | 148,393.00             | 8,566,182.00          |
| <b>Total</b>    | <b>156,011,817.00</b>            | <b>42,636,525.00</b>       | <b>3,460,346.00</b>    | <b>202,108,688.00</b> |

## FINANZAS

SECRETARÍA DE FINANZAS



**ANEXO III**  
**RECURSOS DEL FEIEF MINISTRADOS A LOS MUNICIPIOS EN EL MES DE JULIO DEL EJERCICIO FISCAL 2020**

| Municipios      | FEIEF                            |                            |                        | Total                |
|-----------------|----------------------------------|----------------------------|------------------------|----------------------|
|                 | Fondo General de Participaciones | Fondo de Fomento Municipal | Fondo de Fiscalización |                      |
| Balancán        | 2,649,549.00                     | 538,671.00                 | 12,310.00              | 3,175,910.00         |
| Cárdenas        | 6,508,523.00                     | 1,323,225.00               | 30,238.00              | 7,801,510.00         |
| Centla          | 3,399,555.00                     | 691,152.00                 | 15,794.00              | 4,074,913.00         |
| Centro          | 18,835,290.00                    | 3,829,341.00               | 87,507.00              | 22,577,124.00        |
| Comalcalco      | 5,722,384.00                     | 1,163,399.00               | 26,586.00              | 6,859,197.00         |
| Cunduacán       | 3,807,409.00                     | 774,072.00                 | 17,689.00              | 4,563,792.00         |
| Emiliano Zapata | 2,467,783.00                     | 501,717.00                 | 11,465.00              | 2,958,035.00         |
| Huimanguillo    | 5,056,852.00                     | 1,028,092.00               | 23,494.00              | 6,061,450.00         |
| Jalapa          | 2,336,741.00                     | 475,075.00                 | 10,856.00              | 2,800,960.00         |
| Jalpa de Méndez | 2,937,542.00                     | 597,222.00                 | 13,648.00              | 3,521,116.00         |
| Jonuta          | 2,380,436.00                     | 483,959.00                 | 11,059.00              | 2,853,336.00         |
| Macuspana       | 4,414,379.00                     | 897,473.00                 | 20,509.00              | 5,291,343.00         |
| Nacajuca        | 3,384,985.00                     | 688,190.00                 | 15,726.00              | 4,057,449.00         |
| Paraíso         | 3,283,228.00                     | 667,502.00                 | 15,254.00              | 3,935,476.00         |
| Tacotalpa       | 2,276,141.00                     | 462,755.00                 | 10,575.00              | 2,728,321.00         |
| Teapa           | 2,658,573.00                     | 540,506.00                 | 12,352.00              | 3,186,727.00         |
| Tenosique       | 3,221,792.00                     | 655,012.00                 | 14,968.00              | 3,861,836.00         |
| <b>Total</b>    | <b>75,341,162.00</b>             | <b>15,317,363.00</b>       | <b>350,030.00</b>      | <b>90,308,495.00</b> |

Nota: Recursos del FEIEF correspondiente al 2do. Trimestre de 2020, el cual fue recibido por el Estado y ministrado a los Municipios en el mes de Julio, respectivamente.

## FINANZAS

SECRETARÍA DE FINANZAS



## ANEXO III

## RECURSOS DEL FEIEF MINISTRADOS A LOS MUNICIPIOS EN EL MES DE AGOSTO DEL EJERCICIO FISCAL 2020

| Municipios      | FEIEF                            |                            |                        | Total                |
|-----------------|----------------------------------|----------------------------|------------------------|----------------------|
|                 | Fondo General de Participaciones | Fondo de Fomento Municipal | Fondo de Fiscalización |                      |
| Balancán        | 1,368,145.00                     | 464,548.00                 | 134,936.00             | 1,967,629.00         |
| Cárdenas        | 3,299,867.00                     | 1,120,457.00               | 325,456.00             | 4,745,780.00         |
| Centla          | 1,751,186.00                     | 594,608.00                 | 172,714.00             | 2,518,508.00         |
| Centro          | 9,658,560.00                     | 3,279,527.00               | 952,594.00             | 13,890,681.00        |
| Comalcalco      | 2,894,380.00                     | 982,775.00                 | 285,464.00             | 4,162,619.00         |
| Cunduacán       | 1,950,400.00                     | 662,251.00                 | 192,362.00             | 2,805,013.00         |
| Emiliano Zapata | 1,265,105.00                     | 429,561.00                 | 124,773.00             | 1,819,439.00         |
| Huimanguillo    | 2,599,836.00                     | 882,764.00                 | 256,414.00             | 3,739,014.00         |
| Jalapa          | 1,201,945.00                     | 408,116.00                 | 118,545.00             | 1,728,606.00         |
| Jalpa de Méndez | 1,537,180.00                     | 521,944.00                 | 151,607.00             | 2,210,731.00         |
| Jonuta          | 1,238,327.00                     | 420,470.00                 | 122,132.00             | 1,780,929.00         |
| Macuspana       | 2,265,553.00                     | 769,260.00                 | 223,444.00             | 3,258,257.00         |
| Nacajuca        | 1,748,049.00                     | 593,543.00                 | 172,405.00             | 2,513,997.00         |
| Paraíso         | 1,672,367.00                     | 567,846.00                 | 164,940.00             | 2,405,153.00         |
| Tacotalpa       | 1,170,785.00                     | 397,535.00                 | 115,471.00             | 1,683,791.00         |
| Teapa           | 1,356,206.00                     | 460,496.00                 | 133,758.00             | 1,950,460.00         |
| Tenosique       | 1,656,350.00                     | 562,407.00                 | 163,361.00             | 2,382,118.00         |
| <b>Total</b>    | <b>38,634,241.00</b>             | <b>13,118,108.00</b>       | <b>3,810,376.00</b>    | <b>55,562,726.00</b> |

## FINANZAS

SECRETARÍA DE FINANZAS



## ANEXO III

## RECURSOS DEL FEIEF MINISTRADOS A LOS MUNICIPIOS EN EL MES DE SEPTIEMBRE DEL EJERCICIO FISCAL 2020

| Municipios      | FEIEF                            |                            |                        | Total                |
|-----------------|----------------------------------|----------------------------|------------------------|----------------------|
|                 | Fondo General de Participaciones | Fondo de Fomento Municipal | Fondo de Fiscalización |                      |
| Balancán        | 1,473,103.00                     | 497,655.00                 | -                      | 1,970,758.00         |
| Cárdenas        | 3,496,265.00                     | 1,181,134.00               | -                      | 4,677,399.00         |
| Centla          | 2,208,711.00                     | 746,163.00                 | -                      | 2,954,874.00         |
| Centro          | 10,509,103.00                    | 3,550,263.00               | -                      | 14,059,366.00        |
| Comalcalco      | 3,131,916.00                     | 1,058,047.00               | -                      | 4,189,963.00         |
| Cunduacán       | 2,124,372.00                     | 717,672.00                 | -                      | 2,842,044.00         |
| Emiliano Zapata | 1,396,827.00                     | 471,886.00                 | -                      | 1,868,713.00         |
| Huimanguillo    | 2,630,187.00                     | 888,549.00                 | -                      | 3,518,736.00         |
| Jalapa          | 1,325,358.00                     | 447,743.00                 | -                      | 1,773,101.00         |
| Jalpa de Méndez | 1,783,262.00                     | 602,435.00                 | -                      | 2,385,697.00         |
| Jonuta          | 1,360,475.00                     | 459,606.00                 | -                      | 1,820,081.00         |
| Macuspana       | 2,464,747.00                     | 832,659.00                 | -                      | 3,297,406.00         |
| Nacajuca        | 1,881,278.00                     | 635,547.00                 | -                      | 2,516,825.00         |
| Paraíso         | 1,844,961.00                     | 623,279.00                 | -                      | 2,468,240.00         |
| Tacotalpa       | 1,284,258.00                     | 433,857.00                 | -                      | 1,718,115.00         |
| Teapa           | 1,385,771.00                     | 468,151.00                 | -                      | 1,853,922.00         |
| Tenosique       | 1,735,820.00                     | 586,408.00                 | -                      | 2,322,228.00         |
| <b>Total</b>    | <b>42,036,414.00</b>             | <b>14,201,054.00</b>       | <b>-</b>               | <b>56,237,468.00</b> |

Subsecretario de Ingresos

L. C. P. Juan Enrique Romero Oropeza

SUBSECRETARÍA  
DE INGRESOS



**FINANZAS**  
 SECRETARÍA DE FINANZAS

**ANEXO VII**  
**RECAUDACIÓN PREDIAL PARA CALCULO DE PARTICIPACIONES A LOS**  
**MUNICIPIOS EN EL III TRIMESTRE DEL EJERCICIO FISCAL 2020**

| Municipios      | 2020                 |                      |                      | Total                |
|-----------------|----------------------|----------------------|----------------------|----------------------|
|                 | Julio                | Agosto               | Septiembre           |                      |
| Balancán        | 71,073.00            | 121,108.00           | 156,631.00           | 348,812.00           |
| Cárdenas        | 743,548.00           | 2,275,861.00         | 1,659,927.00         | 4,679,336.00         |
| Centla          | 514,170.00           | 1,557,317.00         | 734,669.00           | 2,806,156.00         |
| Centro          | 14,680,574.00        | 13,732,025.00        | 6,721,512.00         | 35,134,111.00        |
| Comalcalco      | 329,743.00           | 1,802,959.00         | 1,717,626.00         | 3,850,328.00         |
| Cunduacán       | 129,966.00           | 238,289.00           | 240,784.00           | 609,039.00           |
| Emiliano Zapata | 186,785.00           | 196,665.00           | 170,952.00           | 554,402.00           |
| Huimanguillo    | 183,420.00           | 333,090.00           | 259,557.00           | 776,067.00           |
| Jalapa          | 103,867.00           | 187,266.00           | 159,275.00           | 450,408.00           |
| Jalpa de Méndez | 1,544,267.00         | 1,120,031.00         | 374,997.00           | 3,039,295.00         |
| Jonuta          | 361,169.00           | 198,447.00           | -                    | 559,616.00           |
| Macuspana       | 288,577.00           | 522,584.00           | 500,772.00           | 1,311,933.00         |
| Nacajuca        | 600,230.00           | 372,482.00           | 331,038.00           | 1,303,750.00         |
| Paraíso         | 198,008.00           | 594,020.00           | 987,699.00           | 1,779,727.00         |
| Tacotalpa       | 23,849.00            | 64,842.00            | 65,940.00            | 154,631.00           |
| Teapa           | 119,837.00           | 122,469.00           | 116,198.00           | 358,504.00           |
| Tenosique       | 369,606.00           | 182,788.00           | 120,372.00           | 672,766.00           |
| <b>Total</b>    | <b>20,448,689.00</b> | <b>23,622,243.00</b> | <b>14,317,949.00</b> | <b>58,388,881.00</b> |

**FINANZAS**  
 SECRETARÍA DE FINANZAS


**ANEXO VII**  
**RECAUDACIÓN OTROS IMPUESTOS PARA CALCULO DE PARTICIPACIONES A**  
**LOS MUNICIPIOS EN EL III TRIMESTRE DEL EJERCICIO FISCAL 2020**

| Municipios      | 2020                 |                      |                      | Total                |
|-----------------|----------------------|----------------------|----------------------|----------------------|
|                 | Julio                | Agosto               | Septiembre           |                      |
| Balancán        | 903,298.00           | 402,238.00           | 455,381.00           | 1,760,917.00         |
| Cárdenas        | 4,312,285.00         | 3,646,979.00         | 4,344,124.00         | 12,303,388.00        |
| Centla          | 385,354.00           | 1,182,117.00         | 1,270,594.00         | 2,838,065.00         |
| Centro          | 8,744,051.00         | 12,373,426.00        | 15,946,914.00        | 37,064,391.00        |
| Comalcalco      | 1,880,912.00         | 2,210,009.00         | 2,270,037.00         | 6,360,958.00         |
| Cunduacán       | 1,291,461.00         | 1,765,784.00         | 3,284,960.00         | 6,342,205.00         |
| Emiliano Zapata | 343,770.00           | 900,296.00           | 858,652.00           | 2,102,718.00         |
| Huimanguillo    | 3,291,476.00         | 1,295,845.00         | 1,970,284.00         | 6,557,605.00         |
| Jalapa          | 155,650.00           | 262,623.00           | 250,203.00           | 668,476.00           |
| Jalpa de Méndez | 397,154.00           | 622,876.00           | 1,031,481.00         | 2,051,511.00         |
| Jonuta          | 535,299.00           | 148,012.00           | 795,572.00           | 1,478,883.00         |
| Macuspana       | 898,956.00           | 935,159.00           | 887,237.00           | 2,721,352.00         |
| Nacajuca        | 2,349,493.00         | 2,207,110.00         | 2,517,457.00         | 7,074,060.00         |
| Paraíso         | 1,217,166.00         | 1,866,843.00         | 1,867,433.00         | 4,951,442.00         |
| Tacotalpa       | 28,664.00            | 156,124.00           | 105,275.00           | 290,063.00           |
| Teapa           | 514,551.00           | 494,960.00           | 579,687.00           | 1,589,198.00         |
| Tenosique       | 455,839.00           | 366,517.00           | 736,001.00           | 1,558,357.00         |
| <b>Total</b>    | <b>27,705,379.00</b> | <b>30,836,918.00</b> | <b>38,171,292.00</b> | <b>97,713,589.00</b> |

Subsecretario de Ingresos

L. C. P. Julia Enrique Romero Oropeza


 SUBSECRETARÍA  
 DE INGRESOS



Impreso en la Dirección de Talleres Gráficos de la Secretaría de Administración e Innovación Gubernamental, bajo la Coordinación de la Secretaría de Gobierno.

Las leyes, decretos y demás disposiciones superiores son obligatorias por el hecho de ser publicadas en este periódico.

**Para cualquier aclaración acerca de los documentos publicados en el mismo, favor de dirigirse al inmueble ubicado en la calle Nicolás Bravo Esq. José N. Roviroza # 359, 1er. piso zona Centro o a los teléfonos 131-37-32, 312-72-78 de Villahermosa, Tabasco.**

Cadena Original: |00001000000404842931|

Firma Electrónica: TbALxW8oxz8k8qPVshXP3zn0pPjGvsZu4IRuYed5RILOOIU9JDye/BU9ZHt4rBZ6E59JQEK6B Mt6HozcYje42URfi4LSZ33UPe3DfRtkJhPAXsv9affm78y/nnFjBCIqjw3sLLa4rS+oYi65/XdmHR6wgABBx6FKMszd5 UxZ1mUrmR4/d1J9Xlxdrk2jfY5QYenMqvRg+DDWjnvBJQy0lipv50ZOctUzM3JpCjRveezcTyqbxvDgl7OZE4Pt1s BNYBQ3QsJKGG854nmGWO2UzFqnb0X4saDttk8O9BO44YOYyqzoFai+rhcwgp8pNHdXJXNmc8uTX4J+R8Y8c JfQ==